

SHARE SOMETHING GOOD

Name _____

Instructions: Draw a large-sized cartoon character with a positive (good) message. You can make up your own message or choose one from the list below. Remember, your drawing should be large with clear and easy to read lettering suitable for a poster.

LIST OF POSSIBLE MESSAGES

All you can do is your best

The greatest computer ever devised is your mind

Math is totally rad.

School is cool!

School ... a great place to be.

I wish school was all year-round.

Strive for excellence

Art is awesome.

Respect - The more you give, the more you get

Effort = Excellence

Good things happen to people who try



Whoever said good teachers are hard to find
hasn't looked in our classroom

Be cool - Stay in school

School ... I love it

We think our school is a neat place

School ... Purr-fect!



ASSIGNMENT #5 - ORIGINAL CARTOON FAMILY

Student Objectives and Activities

- Students create their own original cartoon family or group. Four characters will be drawn and coloured and should centre around a common theme.

Suggested Teaching Strategies


- Begin the lesson by getting students to list as many Cartoon Families as possible. The list could include the Simpsons, Looney Toons, Flintstones, Gargoyles, Teenage Mutant Ninja Turtles (Thank goodness that fad has passed), or Disney movie characters.
- Show student examples of famous cartoon families if possible. (One suggestion that kids seem to like is to start the lesson off by watching 15 minutes of the Flintstones - let students watch the other half if they work hard on their art)

*** Note ***

It is interesting to note that The Flintstones was originally a weekly hit show on primetime television that was designed for an adult audience. (Kind of like the sixties version of Friends)

- Explain the task of the lesson and that each student will have to invent an *original* cartoon family.
- Students often have a difficult time thinking up a theme that links the characters together. (Threatening to choose a theme for them often helps students come up with a theme more quickly) Some possible ideas could be Cutlery Crime Fighters, Kids in the Desk, Toothpaste Against Evil, The Dirty Dogs, Geometry Set Crime Stoppers, Tree Heros, Fantastic Fruit, Pets, Shoes, Ninja Cookware, Crime Fighting Cars, Avenging Appliances, etc.
- Dare students to be creative - the stranger the better! (Teenage Mutant Ninja Turtles products grossed 1.37 billion dollars in 1991.)
- Students should complete a rough sketch before starting.
- The final cartoon family can be drawn and coloured on 9" x 24" manilla tag and should have a title that is readable from the back of the classroom. Characters names can appear below the drawings.

NINJA CUTLERY



Donnoknifeo



Mikaforko




Leospoon



Raphaladdelo


NINJA CUTLERY FIGHTERS



Donnoknifeo



Mikaforko



Leospoonno



Raphaladdelo